

gebo g316

ACCESORIOS ROSCADOS Y NIPPLES EN ACERO INOXIDABLE



CARACTERÍSTICAS

Aplicaciones *:



* esta gama de productos incluye productos que se pueden utilizar para estas aplicaciones

Uso:



NUEVO



AMPLIACIONES



GAMA DE PRODUCTOS G316



ACCESORIOS ROSCADOS

P. 83-98

- Todos los artículos fundidos están fabricados de material 1.4408
- Componentes de aleación en %: C \leq 0,07 · Cr 18,0 - 20,0 · Ni 9,0 - 12,0 · Mo 2,0 - 2,5
- Curva cód. art. 6003 y manguito cód. art. 6270 y 6272 están fabricados de material 1.4404 (AISI 316L)
- Todos los racores con asiento plano tienen una junta de PTFE (No apto para agua potable)
- Todos los artículos están marcados con la presión permitida de 150 lbs ~ 10,5 bar
- Los materiales 1.4408 + 1.4404 son aptos para agua, agua sanitaria, sustancias químicas
- Buena resistencia a los ácidos y la corrosión
- Temperatura máxima de funcionamiento para conexiones roscadas (sin efectos mecánicos de fuerzas adicionales): 220 °C, Temperatura máxima de funcionamiento para uniones de asiento plano: 95°C
- Roscas según DIN EN 10226-1 (ISO 7/1)



NIPPLE ROSCADOS

P. 99-100

- Los nipples roscados y los nipples con finales soldados están hechos de tubos de acero inoxidable soldados (material 1.4404) según DIN EN 10255 (dimensiones), DIN EN 10241 (longitud)
- Aptos para agua, agua sanitaria y sustancias químicas
- Presión: máx. 50 bar (20 °C)
- Roscas según DIN EN 10226-1 (ISO 7/1)

CERTIFICACIONES

Producto certificado:

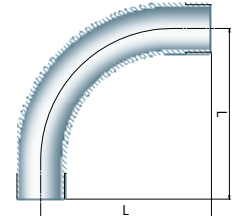
G316 Accesorios roscados

(Engineering Test Institute, Czech Republic)
Certificado n° 202/C5/2020/B-01896-20

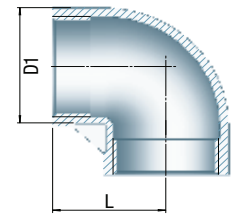
G316 Válvulas

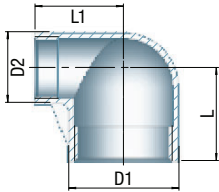
(Engineering Test Institute, Czech Republic)
Certificado n° 202/C5/2020/B-01565-20

3		CURVA LARGA 90°, M/M		MAT. 1.4404			
Medida [1 x 2]	Cód. Artículo	Dimensiones [mm]					
		L					
1/4"	6003-014	60.0					
3/8"	6003-038	70.0					
1/2"	6003-012	80.0					
3/4"	6003-034	100.0					
1"	6003-100	120.0					
1 1/4"	6003-114	140.0					
1 1/2"	6003-112	160.0					
2"	6003-200	190.0					

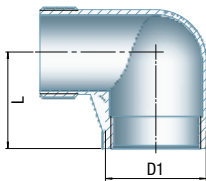


90		CODO 90°, H/H		MAT. 1.4408			
Medida [1 x 2]	Cód. Artículo	Dimensiones [mm]					
		L	D1				
1/8"	6090-018	17.0	13.0				
1/4"	6090-014	19.0	16.0				
3/8"	6090-038	23.0	20.0				
1/2"	6090-012	27.0	24.5				
3/4"	6090-034	32.0	30.0				
1"	6090-100	38.0	37.5				
1 1/4"	6090-114	45.0	46.5				
1 1/2"	6090-112	48.0	53.0				
2"	6090-200	57.0	65.5				
2 1/2"	6090-212	69.0	82.0				
3"	6090-300	78.0	95.5				
4"	6090-400	96.0	121.5				



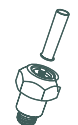
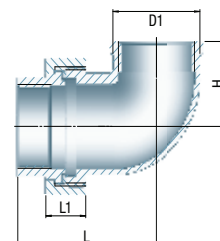


90	CODO 90°, H/H, REDUCIDO				MAT. 1.4408	
Medida [1 x 2]	Cód. Artículo	Dimensiones [mm]				
		L	L1	D1	D2	
1/2" x 3/8"	6090-012038	25.0	26.0	24.5	20.0	
3/4" x 3/8"	6090-034038	28.0	28.0	30.0	20.0	
3/4" x 1/2"	6090-034012	30.0	29.0	30.0	24.5	
1" x 1/2"	6090-100012	33.0	32.0	37.5	24.5	
1" x 3/4"	6090-100034	35.0	34.0	37.5	30.0	
1 1/4" x 3/4"	6090-114034	40.0	38.0	46.5	30.0	
1 1/4" x 1"	6090-114100	42.0	40.0	46.5	37.5	
1 1/2" x 1"	6090-112100	45.0	41.0	53.0	37.5	
1 1/2" x 1 1/4"	6090-112114	48.0	45.0	53.0	46.5	
2" x 1 1/4"	6090-200114	54.0	48.0	65.5	46.5	
2" x 1 1/2"	6090-200112	55.0	52.0	65.5	53.0	

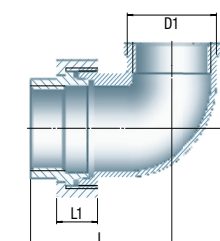


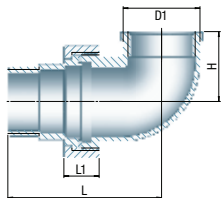
92	CODO 90°, M/H				MAT. 1.4408	
Medida [1 x 2]	Cód. Artículo	Dimensiones [mm]				
		L	D1			
1/8"	6092-018	17.0	13.0			
1/4"	6092-014	19.0	16.0			
3/8"	6092-038	23.0	20.0			
1/2"	6092-012	27.0	24.5			
3/4"	6092-034	32.0	30.0			
1"	6092-100	38.0	37.5			
1 1/4"	6092-114	45.0	46.5			
1 1/2"	6092-112	48.0	53.0			
2"	6092-200	57.0	65.5			
2 1/2"	6092-212	69.0	82.0			
3"	6092-300	78.0	95.5			
4"	6092-400	97.0	121.5			

95	CODO UNIÓN 90°, H/H, ASIENTO PLANO CON JUNTA PTFE, 3 PIEZAS		MAT. 1.4408				
Medida [1 x 2]	Cód. Artículo	Dimensiones [mm]					
		L	L1	D1	H	SW	
1/4"	6095-014	46.5	13.5	16.0	17.0	27	
3/8"	6095-038	51.0	15.0	19.0	20.0	30	
1/2"	6095-012	56.0	16.0	26.0	27.0	36	
3/4"	6095-034	61.0	17.0	31.5	31.0	43	
1"	6095-100	70.5	20.0	39.0	36.0	51	
1 1/4"	6095-114	78.0	22.0	47.5	42.0	61	
1 1/2"	6095-112	83.0	24.0	54.0	46.0	69	
2"	6095-200	96.0	27.0	66.5	56.0	83	

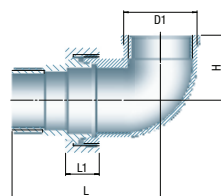


96	CODO UNIÓN 90°, H/H, ASIENTO CÓNICO, 3 PIEZAS		MAT. 1.4408				
Medida [1 x 2]	Cód. Artículo	Dimensiones [mm]					
		L	L1	D1	H	SW	
1/4"	6096-014	46.5	13.5	16.0	17.0	27	
3/8"	6096-038	51.0	15.0	19.0	20.0	30	
1/2"	6096-012	56.0	16.0	26.0	27.0	36	
3/4"	6096-034	61.0	17.0	31.5	31.0	43	
1"	6096-100	70.5	20.0	39.0	36.0	51	
1 1/4"	6096-114	78.0	22.0	47.5	42.0	61	
1 1/2"	6096-112	83.0	24.0	54.0	46.0	69	
2"	6096-200	96.0	27.0	66.5	56.0	83	

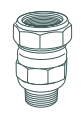




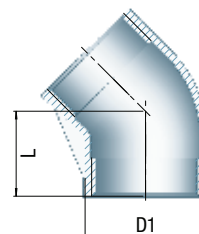
97	CODO UNIÓN 90°, M/H, ASIENTO PLANO CON JUNTA PTFE, 3 PIEZAS		MAT. 1.4408				
	Medida [1 x 2]	Cód. Artículo	Dimensiones [mm]				
			L	L1	D1	H	SW
1/4"	6097-014		57.0	13.5	16.0	17.0	27
3/8"	6097-038		62.0	15.0	19.0	20.0	30
1/2"	6097-012		70.5	16.0	26.0	27.0	36
3/4"	6097-034		76.5	17.0	31.5	31.0	43
1"	6097-100		88.5	20.0	39.0	36.0	51
1 1/4"	6097-114		100.0	22.0	47.5	42.0	61
1 1/2"	6097-112		103.5	24.0	54.0	46.0	69
2"	6097-200		121.0	27.0	66.5	56.0	83



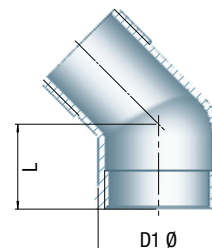
98	CODO UNIÓN 90°, M/H, ASIENTO CÓNICO, 3 PIEZAS		MAT. 1.4408				
	Medida [1 x 2]	Cód. Artículo	Dimensiones [mm]				
			L	L1	D1	H	SW
1/4"	6098-014		57.0	13.5	16.0	17.0	27
3/8"	6098-038		62.0	15.0	19.0	20.0	30
1/2"	6098-012		70.5	16.0	26.0	27.0	36
3/4"	6098-034		76.5	17.0	31.5	31.0	43
1"	6098-100		88.5	20.0	39.0	36.0	51
1 1/4"	6098-114		100.0	22.0	47.5	42.0	61
1 1/2"	6098-112		103.5	24.0	54.0	46.0	69
2"	6098-200		121.0	27.0	66.5	56.0	83



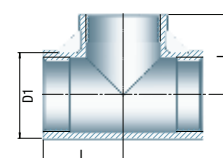
120	CODO 45°, H/H		MAT. 1.4408			
Medida [1 x 2]	Cód. Artículo	Dimensiones [mm]				
		L	D1			
1/8"	6120-018	16.0	13.0			
1/4"	6120-014	17.0	16.0			
3/8"	6120-038	19.0	20.0			
1/2"	6120-012	21.0	24.5			
3/4"	6120-034	25.0	30.0			
1"	6120-100	29.0	37.5			
1 1/4"	6120-114	33.0	46.5			
1 1/2"	6120-112	37.0	53.0			
2"	6120-200	42.0	65.5			

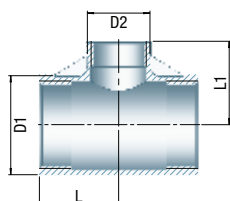


121	CODO 45°, M/H		MAT. 1.4408			
Medida [1 x 2]	Cód. Artículo	Dimensiones [mm]				
		L	D1			
1/4"	6121-014	19.0	16.0			
3/8"	6121-038	23.0	20.0			
1/2"	6121-012	27.0	24.5			
3/4"	6121-034	32.0	30.0			
1"	6121-100	38.0	37.5			
1 1/4"	6121-114	45.0	46.5			
1 1/2"	6121-112	48.0	53.0			
2"	6121-200	57.0	65.5			

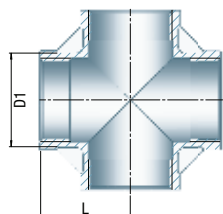


130	T, H/H/H, IGUAL		MAT. 1.4408			
Medida [1 x 2]	Cód. Artículo	Dimensiones [mm]				
		L	D1			
1/8"	6130-018	17.0	13.0			
1/4"	6130-014	19.0	16.5			
3/8"	6130-038	23.0	20.0			
1/2"	6130-012	27.0	24.5			
3/4"	6130-034	32.0	30.0			
1"	6130-100	38.0	37.5			
1 1/4"	6130-114	45.0	46.5			
1 1/2"	6130-112	48.0	53.0			
2"	6130-200	57.0	65.5			
2 1/2"	6130-212	69.0	82.0			
3"	6130-300	78.0	95.5			





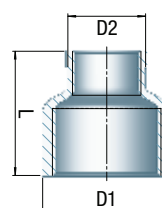
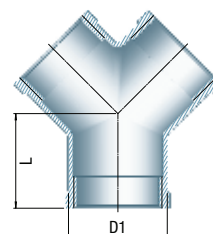
130	T, H/H/H, REDUCIDA	MAT. 1.4408				
Medida [1 x 2]	Cód. Artículo	Dimensiones [mm]				
		L	L1	D1	D2	
1/4" x 1/8"	6130-014018	18.0	18.0	16.0	13.0	
3/8" x 1/4"	6130-038014	20.0	22.0	20.0	16.0	
1/2" x 1/4"	6130-012014	24.0	24.0	24.5	16.0	
1/2" x 3/8"	6130-012038	26.0	25.0	24.5	20.0	
3/4" x 3/8"	6130-034038	28.0	28.0	30.0	20.0	
3/4" x 1/2"	6130-034012	29.0	30.0	30.0	24.5	
1" x 1/2"	6130-100012	32.0	33.0	37.5	24.5	
1" x 3/4"	6130-100034	34.0	35.0	37.5	30.0	
1 1/4" x 3/4"	6130-114034	38.0	40.0	46.5	30.0	
1 1/4" x 1"	6130-114100	40.0	42.0	46.5	37.5	
1 1/2" x 3/4"	6130-112034	37.0	43.0	53.0	30.0	
1 1/2" x 1"	6130-112100	41.0	45.0	53.0	37.5	
1 1/2" x 1 1/4"	6130-112114	45.0	48.0	53.0	46.5	
2" x 1"	6130-200100	44.0	51.0	65.5	37.5	
2" x 1 1/4"	6130-200114	48.0	54.0	65.5	46.5	
2" x 1 1/2"	6130-200112	52.0	55.0	65.5	53.0	



180	CRUZ, H/H/H/H, IGUAL	MAT. 1.4408				
Medida [1 x 2]	Cód. Artículo	Dimensiones [mm]				
		L	D1			
1/8"	6180-018	17.0	13.0			
1/4"	6180-014	19.0	16.0			
3/8"	6180-038	23.0	20.0			
1/2"	6180-012	27.0	24.5			
3/4"	6180-034	32.0	30.0			
1"	6180-100	38.0	37.5			
1 1/4"	6180-114	45.0	46.5			
1 1/2"	6180-112	48.0	53.0			
2"	6180-200	57.0	65.5			

220	FILTRO EN "Y". H/H/H		MAT. 1.4408			
Medida [1 x 2]	Cód. Artículo	Dimensiones [mm]				
		L	D1			
1/4"	6220-014	19.0	18.0			
3/8"	6220-038	23.0	21.5			
1/2"	6220-012	27.0	26.5			
3/4"	6220-034	32.0	32.0			
1"	6220-100	38.0	43.2			
1 1/4"	6220-114	45.0	49.0			
1 1/2"	6220-112	48.0	55.5			
2"	6220-200	57.0	68.5			

240	MANGUITO REDUCCIÓN. H/H		MAT. 1.4408			
Medida [1 x 2]	Cód. Artículo	Dimensiones [mm]				
		L	D1	D2		
1/4" x 1/8"	6240-014018	25.0	17.5	14.0		
3/8" x 1/8"	6240-038018	23.0	21.0	14.0		
3/8" x 1/4"	6240-038014	26.0	21.0	17.5		
1/2" x 1/8"	6240-012018	34.0	26.5	14.0		
1/2" x 1/4"	6240-012014	34.0	26.5	17.5		
1/2" x 3/8"	6240-012038	34.0	26.5	21.0		
3/4" x 1/8"	6240-034018	36.0	32.0	14.0		
3/4" x 1/4"	6240-034014	36.0	32.0	17.5		
3/4" x 3/8"	6240-034038	36.0	32.0	21.0		
3/4" x 1/2"	6240-034012	36.0	32.0	25.5		
1" x 3/8"	6240-100038	42.0	39.0	21.0		
1" x 1/2"	6240-100012	42.0	39.0	25.5		
1" x 3/4"	6240-100034	42.0	39.0	31.0		
1 1/4" x 1/2"	6240-114012	48.0	48.0	25.5		
1 1/4" x 3/4"	6240-114034	48.0	48.0	31.0		
1 1/4" x 1"	6240-114100	48.0	48.0	39.0		
1 1/2" x 1/2"	6240-112012	52.0	54.0	25.5		
1 1/2" x 3/4"	6240-112034	52.0	54.0	31.0		
1 1/2" x 1"	6240-112100	52.0	54.0	39.0		
1 1/2" x 1 1/4"	6240-112114	52.0	54.0	48.0		
2" x 1/2"	6240-200012	58.0	67.5	25.5		
2" x 3/4"	6240-200034	58.0	67.5	31.0		
2" x 1"	6240-200100	58.0	67.5	39.0		
2" x 1 1/4"	6240-200114	58.0	67.5	48.0		
2" x 1 1/2"	6240-200112	58.0	67.5	54.0		
2 1/2" x 1 1/2"	6240-212112	65.0	84.0	54.0		
2 1/2" x 2"	6240-212200	65.0	84.0	67.5		
3" x 2"	6240-300200	72.0	98.0	67.5		
3" x 2 1/2"	6240-300212	72.0	98.0	84.0		
4" x 2"	6240-400200	94.0	125.0	67.5		
4" x 2 1/2"	6240-400212	94.0	125.0	84.0		
4" x 3"	6240-400300	94.0	125.0	98.0		


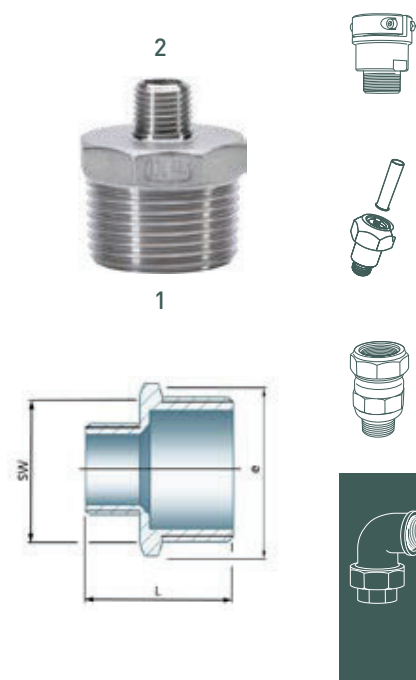


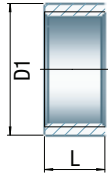


241	TUERCA REDUCCIÓN, M/H	MAT. 1.4408			
Medida [1 x 2]	Cód. Artículo	Dimensiones [mm]			
		L	SW		
1/4" x 1/8"	6241-014018	16.0	14.0		
3/8" x 1/8"	6241-038018	16.5	18.0		
3/8" x 1/4"	6241-038014	16.5	18.0		
1/2" x 1/8"	6241-012018	20.0	22.0		
1/2" x 1/4"	6241-012014	20.0	22.0		
1/2" x 3/8"	6241-012038	20.0	22.0		
3/4" x 1/8"	6241-034018	21.0	27.5		
3/4" x 1/4"	6241-034014	21.0	27.5		
3/4" x 3/8"	6241-034038	21.0	27.5		
3/4" x 1/2"	6241-034012	21.0	27.5		
1" x 1/4"	6241-100014	24.5	34.5		
1" x 3/8"	6241-100038	24.5	34.5		
1" x 1/2"	6241-100012	24.5	34.5		
1" x 3/4"	6241-100034	24.5	34.5		
1 1/4" x 3/8"	6241-114038	27.5	43.0		
1 1/4" x 1/2"	6241-114012	27.5	43.0		
1 1/4" x 3/4"	6241-114034	27.5	43.0		
1 1/4" x 1"	6241-114100	27.5	43.0		
1 1/2" x 3/8"	6241-112038	28.5	49.0		
1 1/2" x 1/2"	6241-112012	28.5	49.0		
1 1/2" x 3/4"	6241-112034	28.5	49.0		
1 1/2" x 1"	6241-112100	28.5	49.0		
1 1/2" x 1 1/4"	6241-112114	28.5	49.0		
2" x 1/2"	6241-200012	33.0	61.0		
2" x 3/4"	6241-200034	33.0	61.0		
2" x 1"	6241-200100	33.0	61.0		
2" x 1 1/4"	6241-200114	33.0	61.0		
2" x 1 1/2"	6241-200112	33.0	61.0		
2 1/2" x 1"	6241-212100	37.0	76.0		
2 1/2" x 1 1/4"	6241-212114	37.0	76.0		
2 1/2" x 1 1/2"	6241-212112	37.0	76.0		
2 1/2" x 2"	6241-212200	37.0	76.0		
3" x 1 1/4"	6241-300114	40.0	90.0		
3" x 1 1/2"	6241-300112	40.0	90.0		
3" x 2"	6241-300200	40.0	90.0		
3" x 2 1/2"	6241-300212	40.0	90.0		
4" x 2"	6241-400200	46.0	115.0		
4" x 2 1/2"	6241-400212	46.0	115.0		
4" x 3"	6241-400300	46.0	115.0		

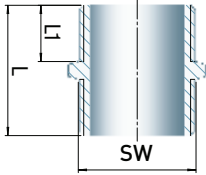
245	MACHÓN REDUCIDO, M/M	MAT. 1.4408				
Medida [1 x 2]	Cód. Artículo	Dimensiones [mm]				
		L	e	SW		
1/4" x 1/8"	6245-014018	22.5	17.3	15.0		
3/8" x 1/8"	6245-038018	24.0	20.8	18.0		
3/8" x 1/4"	6245-038014	26.5	20.8	18.0		
1/2" x 1/8"	6245-012018	27.5	25.4	22.0		
1/2" x 1/4"	6245-012014	30.0	25.4	22.0		
1/2" x 3/8"	6245-012038	30.5	25.4	22.0		
3/4" x 1/4"	6245-034014	31.5	32.3	28.0		
3/4" x 3/8"	6245-034038	32.0	32.3	28.0		
3/4" x 1/2"	6245-034012	35.5	32.3	28.0		
1" x 1/4"	6245-100014	34.5	40.4	35.0		
1" x 3/8"	6245-100038	35.0	40.4	35.0		
1" x 1/2"	6245-100012	38.5	40.4	35.0		
1" x 3/4"	6245-100034	39.5	40.4	35.0		
1 1/4" x 1/2"	6245-114012	41.5	50.2	43.5		
1 1/4" x 3/4"	6245-114034	42.5	47.1	43.5		
1 1/4" x 1"	6245-114100	45.0	50.2	43.5		
1 1/2" x 1/2"	6245-112012	41.5	57.2	49.5		
1 1/2" x 3/4"	6245-112034	42.5	57.2	49.5		
1 1/2" x 1"	6245-112100	45.0	57.2	49.5		
1 1/2" x 1 1/4"	6245-112114	47.5	57.2	49.5		
2" x 1/2"	6245-200012	46.5	71.6	62.0		
2" x 3/4"	6245-200034	47.5	71.6	62.0		
2" x 1"	6245-200100	50.0	71.6	62.0		
2" x 1 1/4"	6245-200114	52.5	67.1	62.0		
2" x 1 1/2"	6245-200112	52.5	71.6	62.0		
2 1/2" x 1 1/2"	6245-212112	54.5	89.5	77.5		
2 1/2" x 2"	6245-212200	59.0	81.5	77.5		
3" x 1 1/2"	6245-300112	58.0	95.1	90.5		
3" x 2"	6245-300200	62.5	104.5	90.5		
3" x 2 1/2"	6245-300212	64.5	104.5	90.5		
4" x 2"	6245-400200	69.0	125.6	116.0		
4" x 2 1/2"	6245-400212	71.0	121.9	116.0		
4" x 3"	6245-400300	74.0	125.6	116.0		

270	MANGUITO H/H, IGUAL	MAT. 1.4404				
Medida [1 x 2]	Cód. Artículo	Dimensiones [mm]				
		L	D1			
1/8"	6270-018	17.0	14.0			
1/4"	6270-014	25.0	18.5			
3/8"	6270-038	26.0	21.3			
1/2"	6270-012	34.0	26.4			
3/4"	6270-034	36.0	31.8			
1"	6270-100	43.0	39.5			
1 1/4"	6270-114	48.0	48.3			
1 1/2"	6270-112	48.0	54.5			
2"	6270-200	56.0	66.3			
2 1/2"	6270-212	65.0	82.0			
3"	6270-300	71.0	95.0			
4"	6270-400	83.0	122.0			



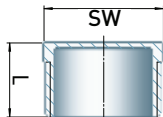


272	MANGUITO CORTO, H/H, IGUAL	MAT. 1.4404			
Medida [1 x 2]	Cód. Artículo	Dimensiones [mm]			
		L	D1		
1/8"	6272-018	10,0	14,0		
1/4"	6272-014	11,0	18,5		
3/8"	6272-038	12,0	21,3		
1/2"	6272-012	15,0	26,4		
3/4"	6272-034	17,0	31,8		
1"	6272-100	19,5	39,5		
1 1/4"	6272-114	22,0	48,3		
1 1/2"	6272-112	22,0	54,5		
2"	6272-200	26,0	66,3		
2 1/2"	6272-212	30,5	82,0		
3"	6272-300	34,0	95,0		
4"	6272-400	39,0	122,0		



1/8" - 2 1/2" = HEXAGONO
3" - 4" = DECAGONO

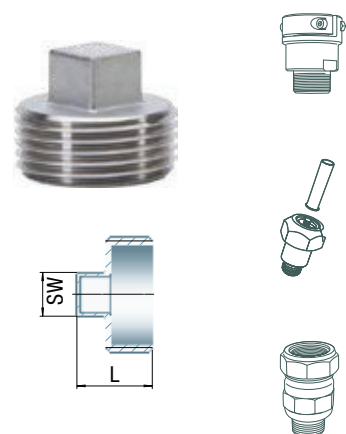
280	MACHÓN DOBLE ROSCA, M/M	MAT. 1.4408			
Medida [1 x 2]	Cód. Artículo	Dimensiones [mm]			
		L	L1	SW	
1/8"	6280-018	20.0	8.0	11.0	
1/4"	6280-014	25.0	10.5	15.0	
3/8"	6280-038	27.0	11.0	18.0	
1/2"	6280-012	34.0	14.5	22.0	
3/4"	6280-034	36.5	15.5	28.0	
1"	6280-100	42.0	18.0	35.0	
1 1/4"	6280-114	47.5	20.5	43.5	
1 1/2"	6280-112	47.5	20.5	49.5	
2"	6280-200	57.0	25.0	62.0	
2 1/2"	6280-212	61.0	27.0	77.5	
3"	6280-300	67.5	30.0	90.5	
4"	6280-400	80.0	36.0	117.0	



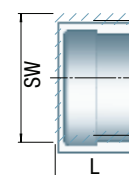
1/8" - 1/2" = HEXAGONO
3/4" - 2" = OCTAGONO
2 1/2" - 4" = DECAGONO

290	TAPÓN MACHO HEXAGONAL	MAT. 1.4408			
Medida [1 x 2]	Cód. Artículo	Dimensiones [mm]			
		L	SW		
1/8"	6290-018	12.0	11.0		
1/4"	6290-014	14.5	15.0		
3/8"	6290-038	16.0	18.0		
1/2"	6290-012	19.5	22.0		
3/4"	6290-034	21.0	28.0		
1"	6290-100	24.0	35.0		
1 1/4"	6290-114	27.0	43.5		
1 1/2"	6290-112	27.0	49.5		
2"	6290-200	32.0	62.0		
2 1/2"	6290-212	34.0	77.5		
3"	6290-300	37.5	90.5		
4"	6290-400	44.0	117.0		

291	TAPÓN MACHO CUADRADO		MAT. 1.4408			
Medida [1 x 2]	Cód. Artículo	Dimensiones [mm]				
		L	SW			
1/8"	6291-018	11.0	6.0			
1/4"	6291-014	13.5	7.0			
3/8"	6291-038	15.0	8.0			
1/2"	6291-012	18.5	10.0			
3/4"	6291-034	21.0	12.0			
1"	6291-100	25.5	14.0			
1 1/4"	6291-114	28.8	16.0			
1 1/2"	6291-112	29.0	20.0			
2"	6291-200	34.5	22.0			
2 1/2"	6291-212	38.5	28.0			
3"	6291-300	41.5	32.0			
4"	6291-400	51.5	40.0			

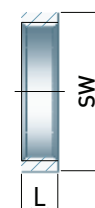


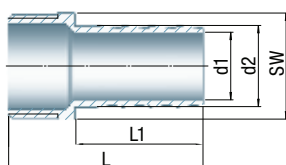
300	TAPÓN HEMBRA HEXAGONAL		MAT. 1.4408			
Medida [1 x 2]	Cód. Artículo	Dimensiones [mm]				
		L	SW			
1/8"	6300-018	12.5	13.5			
1/4"	6300-014	16.0	17.0			
3/8"	6300-038	16.5	20.5			
1/2"	6300-012	21.0	25.0			
3/4"	6300-034	22.5	31.0			
1"	6300-100	26.0	38.0			
1 1/4"	6300-114	29.0	47.0			
1 1/2"	6300-112	29.0	53.0			
2"	6300-200	33.5	66.0			
2 1/2"	6300-212	38.5	82.0			
3"	6300-300	42.0	95.5			
4"	6300-400	48.5	121.5			



2 1/2" - 4" = DECAGONO

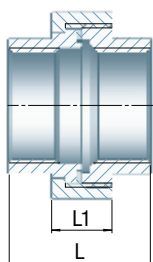
310	TUERCA HEMBRA HEXAGONAL		MAT. 1.4408			
Medida [1 x 2]	Cód. Artículo	Dimensiones [mm]				
		L	SW			
1/8"	6310-018	5.0	15.0			
1/4"	6310-014	6.0	18.0			
3/8"	6310-038	6.0	22.0			
1/2"	6310-012	7.0	27.0			
3/4"	6310-034	7.0	32.0			
1"	6310-100	9.0	40.0			
1 1/4"	6310-114	11.0	48.0			
1 1/2"	6310-112	11.0	55.0			
2"	6310-200	13.0	68.0			
2 1/2"	6310-212	15.0	85.0			
3"	6310-300	17.0	100.0			
4"	6310-400	20.0	125.0			



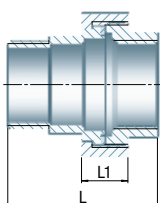


Los códigos con * son en versión octágono

315		ENTRONQUE MACHO PARA MANGUERA					MAT. 1.4408
Medida [1 x 2]	Cód. Artículo	Dimensiones [mm]					
		L	L1	d1	d2	SW	
1/8" x 7 mm	6315-1807	33,0	19,0	3,2	7,0	11,0	
1/4" x 9 mm	6315-1409	42,5	28,0	5,0	9,0	15,0	
3/8" x 11 mm	6315-3811	49,0	33,0	7,0	11,0	18,0	
1/2" x 13 mm	6315-1213	59,5	38,0	8,0	13,0	22,0	
3/4" x 20 mm	6315-3420*	66,0	45,0	15,0	20,0	28,0	
1" x 25 mm	6315-1025*	75,0	48,0	20,0	25,0	36,0	
1 1/4" x 33 mm	6315-11433*	79,0	52,0	27,5	33,0	43,5	
1 1/2" x 40 mm	6315-11240*	83,0	56,0	34,0	40,0	49,5	
2" x 52 mm	6315-2052	92,0	60,0	45,0	52,0	62,0	
2 1/2" x 63.5 mm	6315-212635*	100,0	62,5	56,0	63,5	77,5	
3" x 76.5 mm	6315-30765*	110,0	70,0	67,0	76,5	90,5	
4" x 100 mm	6315-40100*	120,0	73,0	90,0	100,0	117,0	




330		RACOR UNIÓN, H/H, ASIENTO PLANO CON JUNTA PTFE, 3 PIEZAS			MAT. 1.4408	
Medida [1 x 2]	Cód. Artículo	Dimensiones [mm]				
		L	L1	SW		
1/8"	6330-018	30.0	13.0	22		
1/4"	6330-014	33.5	13.5	27		
3/8"	6330-038	36.5	15.0	30		
1/2"	6330-012	39.5	16.0	36		
3/4"	6330-034	42.5	17.0	43		
1"	6330-100	50.0	20.0	51		
1 1/4"	6330-114	54.0	22.0	61		
1 1/2"	6330-112	58.0	24.0	69		
2"	6330-200	65.0	27.0	83		
2 1/2"	6330-212	75.0	29.5	104		
3"	6330-300	83.0	31.0	120.5		
4"	6330-400	108.0	34.0	147		

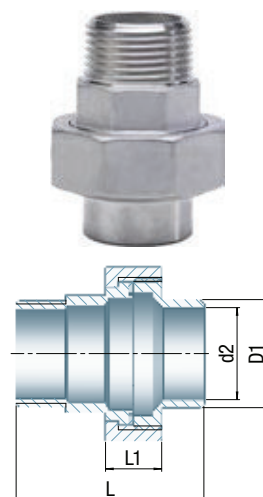


331		RACOR UNIÓN, M/H, ASIENTO PLANO CON JUNTA PTFE, 3 PIEZAS			MAT. 1.4408	
Medida [1 x 2]	Cód. Artículo	Dimensiones [mm]				
		L	L1	SW		
1/8"	6331-018	38.0	13.0	22		
1/4"	6331-014	44.0	13.5	27		
3/8"	6331-038	47.5	15.0	30		
1/2"	6331-012	54.0	16.0	36		
3/4"	6331-034	58.0	17.0	43		
1"	6331-100	68.0	20.0	51		
1 1/4"	6331-114	74.5	22.0	61		
1 1/2"	6331-112	78.5	24.0	69		
2"	6331-200	90.0	27.0	83		
2 1/2"	6331-212	102.0	29.5	104		
3"	6331-300	113.0	31.0	120.5		

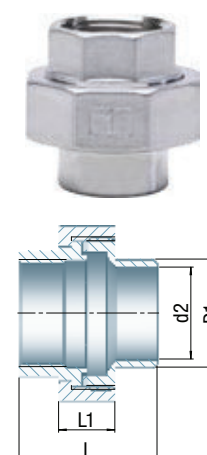
332		RACOR UNIÓN, FINALES DE SOLDADURA, ASIENTO PLANO CON JUNTA PTFE, 3 PIEZAS					MAT. 1.4408
Medida [1 x 2]	Cód. Artículo	Dimensiones [mm]					
		L	L1	D1	d2	SW	
1/4"	6332-014	33.5	13.5	13.5	8.8	27	
3/8"	6332-038	36.5	15.0	17.2	12.5	30	
1/2"	6332-012	39.5	16.0	21.3	16.0	36	
3/4"	6332-034	42.5	17.0	26.9	21.6	43	
1"	6332-100	50.0	20.0	33.7	27.2	51	
1 1/4"	6332-114	54.0	22.0	42.4	35.9	61	
1 1/2"	6332-112	58.0	24.0	48.3	41.8	69	
2"	6332-200	65.0	27.0	60.3	53.0	83	
2 1/2"	6332-212	75.0	29.5	76.1	68.8	104	
3"	6332-300	83.0	31.0	88.9	80.8	105	

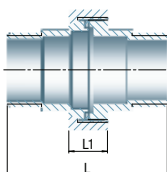


333		RACOR UNIÓN M/FINAL DE SOLDADURA, ASIENTO PLANO CON JUNTA PTFE, 3 PIEZAS					MAT. 1.4408
Medida [1 x 2]	Cód. Artículo	Dimensiones [mm]					
		L	L1	D1	d2	SW	
1/4"	6333-014	44.0	13.5	13.5	8.8	27	
3/8"	6333-038	47.5	15.0	17.2	12.5	30	
1/2"	6333-012	54.0	16.0	21.3	16.0	36	
3/4"	6333-034	58.0	17.0	26.9	21.6	43	
1"	6333-100	68.0	20.0	33.7	27.2	51	
1 1/4"	6333-114	74.5	22.0	42.4	35.9	61	
1 1/2"	6333-112	78.5	24.0	48.3	41.8	69	
2"	6333-200	90.0	27.0	60.3	53.0	83	
2 1/2"	6333-212	102.0	29.5	76.1	68.8	104	

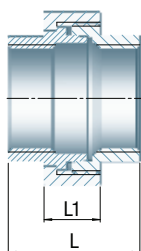


334		RACOR UNIÓN H/FINAL DE SOLDADURA, ASIENTO PLANO CON JUNTA PTFE, 3 PIEZAS					MAT. 1.4408
Medida [1 x 2]	Cód. Artículo	Dimensiones [mm]					
		L	L1	D1	d2	SW	
1/4"	6334-014	33.5	13.5	13.5	8.8	27	
3/8"	6334-038	36.5	15.0	17.2	12.5	30	
1/2"	6334-012	39.5	16.0	21.3	16.0	36	
3/4"	6334-034	42.5	17.0	26.9	21.6	43	
1"	6334-100	50.0	20.0	33.7	27.2	51	
1 1/4"	6334-114	54.0	22.0	42.4	35.9	61	
1 1/2"	6334-112	58.0	24.0	48.3	41.8	69	
2"	6334-200	65.0	27.0	60.3	53.0	83	

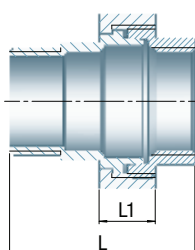




335		RACOR UNIÓN M/M, ASIENTO PLANO CON JUNTA PTFE, 3 PIEZAS			MAT. 1.4408	
Medida [1 x 2]	Cód. Artículo	Dimensiones [mm]				
		L	L1	SW		
1/2"	6335-012	68.5	16.0	36		
3/4"	6335-034	73.5	17.0	43		
1"	6335-100	86.0	20.0	51		
1 1/4"	6335-114	95.0	22.0	61		
1 1/2"	6335-112	99.0	24.0	69		

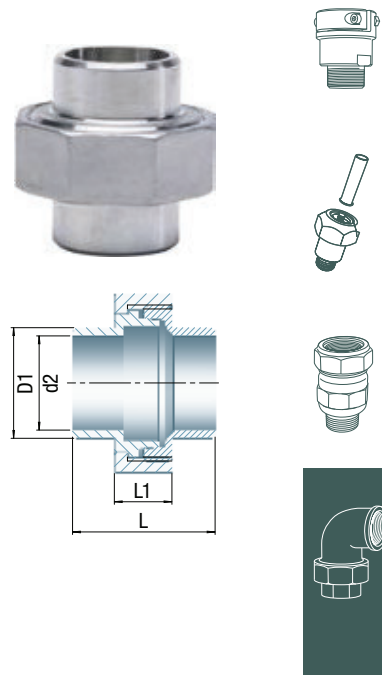


340		RACOR UNIÓN, H/H, ASIENTO CÓNICO, 3 PIEZAS			MAT. 1.4408	
Medida [1 x 2]	Cód. Artículo	Dimensiones [mm]				
		L	L1	SW		
1/8"	6340-018	30.0	13.0	22		
1/4"	6340-014	33.5	13.5	27		
3/8"	6340-038	36.5	15.0	30		
1/2"	6340-012	39.5	16.0	36		
3/4"	6340-034	42.5	17.0	43		
1"	6340-100	50.0	20.0	51		
1 1/4"	6340-114	54.0	22.0	61		
1 1/2"	6340-112	58.0	24.0	69		
2"	6340-200	65.0	27.0	83		
2 1/2"	6340-212	75.0	29.5	104		
3"	6340-300	83.0	31.0	120,5		
4"	6340-400	110.0	34.0	147		




341		RACOR UNIÓN, M/H, ASIENTO CÓNICO, 3 PIEZAS			MAT. 1.4408	
Medida [1 x 2]	Cód. Artículo	Dimensiones [mm]				
		L	L1	SW		
1/8"	6341-018	38.0	13.0	22		
1/4"	6341-014	44.0	13.5	27		
3/8"	6341-038	47.5	15.0	30		
1/2"	6341-012	54.0	16.0	36		
3/4"	6341-034	58.0	17.0	43		
1"	6341-100	68.0	20.0	51		
1 1/4"	6341-114	74.5	22.0	61		
1 1/2"	6341-112	78.5	24.0	69		
2"	6341-200	90.0	27.0	83		
2 1/2"	6341-212	102.0	29.5	104		
3"	6341-300	113.0	31.0	120,5		

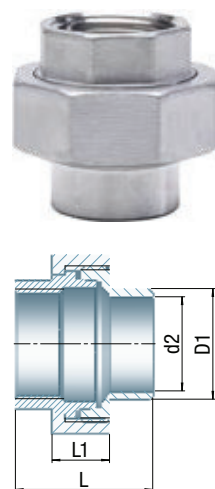
342		RACOR UNIÓN, FINALES DE SOLDADURA, ASIENTO CÓNICO, 3 PIEZAS					MAT. 1.4408
Medida [1 x 2]	Cód. Artículo	Dimensiones [mm]					
		L	L1	D1	d2	SW	
1/4"	6342-014	33.5	13.5	13.5	8.8	27	
3/8"	6342-038	36.5	15.0	17.2	12.5	30	
1/2"	6342-012	39.5	16.0	21.3	16.0	36	
3/4"	6342-034	42.5	17.0	26.9	21.6	43	
1"	6342-100	50.0	20.0	33.7	27.2	51	
1 1/4"	6342-114	54.0	22.0	42.4	35.9	61	
1 1/2"	6342-112	58.0	24.0	48.3	41.8	69	
2"	6342-200	65.0	27.0	60.3	53.0	83	
2 1/2"	6342-212	75.0	29.5	76.1	68.8	104	
3"	6342-300	83.0	31.0	88.9	80.8	105	



343		RACOR UNIÓN, M/FINAL DE SOLDADURA, ASIENTO CÓNICO, 3 PIEZAS					MAT. 1.4408
Medida [1 x 2]	Cód. Artículo	Dimensiones [mm]					
		L	L1	D1	d2	SW	
1/4"	6343-014	44.0	13.5	13.5	8.8	27	
3/8"	6343-038	47.5	15.0	17.2	12.5	30	
1/2"	6343-012	54.0	16.0	21.3	16.0	36	
3/4"	6343-034	58.0	17.0	26.9	21.6	43	
1"	6343-100	68.0	20.0	33.7	27.2	51	
1 1/4"	6343-114	74.5	22.0	42.4	35.9	61	
1 1/2"	6343-112	78.5	24.0	48.3	41.8	69	
2"	6343-200	90.0	27.0	60.3	53.0	83	

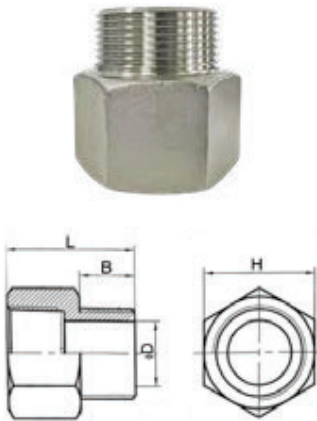


344		RACOR UNIÓN, H/FINAL DE SOLDADURA, ASIENTO CÓNICO, 3 PIEZAS					MAT. 1.4408
Medida [1 x 2]	Cód. Artículo	Dimensiones [mm]					
		L	L1	D1	d2	SW	
1/4"	6344-014	33.5	13.5	13.5	8.8	27	
3/8"	6344-038	36.5	15.0	17.2	12.5	30	
1/2"	6344-012	39.5	16.0	21.3	16.0	36	
3/4"	6344-034	42.5	17.0	26.9	21.6	43	
1"	6344-100	50.0	20.0	33.7	27.2	51	
1 1/4"	6344-114	54.0	22.0	42.4	35.9	61	
1 1/2"	6344-112	58.0	24.0	48.3	41.8	69	
2"	6344-200	65.0	27.0	60.3	53.0	83	



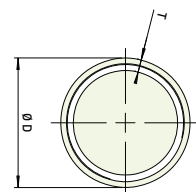
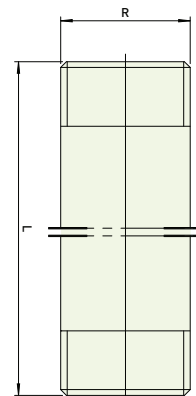


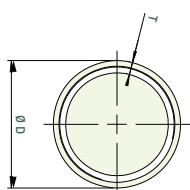
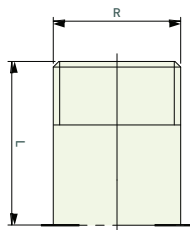
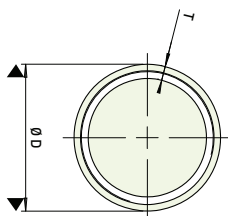
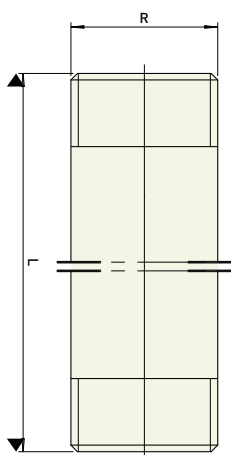
345		RACOR UNIÓN, M/M, ASIENTO CÓNICO, 3 PIEZAS			MAT. 1.4408	
Medida [1 x 2]	Cód. Artículo	Dimensiones [mm]				
		L	L1	SW		
1/2"	6345-012	68.5	16.0	36		
3/4"	6345-034	73.5	17.0	43		
1"	6345-100	86.0	20.0	51		
2"	6345-200	115.0	27.0	83		



529H		RACOR MARSELLA EXTENSIÓN HEXAGONAL M X H			MAT. 1.4408	
Medida [1 x 2]	Cód. Artículo	Dimensiones [mm]				
		L	B	D	H	
1/4"	6529H-014	29	10	7	17	
3/8"	6529H-038	33	12	9	21	
1/2"	6529H-012	37	13	13	26	
3/4"	6529H-034	42	15	18	32	
1"	6529H-100	47	17	23	38	
1 1/4"	6529H-114	53	20	29	50	
1 1/2"	6529H-112	53	20	35	54	
2"	6529H-200	57	24	44	70	

150	NIPPLE CON DOBLE ROSCA	MAT. 1.4404
Rosca ISO 7/1 (R) X Longitud (L)	Ø Exterior Tubo (D) X Grueso Pared (T)	Código Artículo
1/8" x 40 mm	10.2 x 2.0 mm	6070.040.01
1/8" x 60 mm	10.2 x 2.0 mm	6070.060.01
1/8" x 100 mm	10.2 x 2.0 mm	6070.100.01
1/4" x 30 mm	13.5 x 2.3 mm	6070.030.02
1/4" x 40 mm	13.5 x 2.3 mm	6070.040.02
1/4" x 60 mm	13.5 x 2.3 mm	6070.060.02
1/4" x 80 mm	13.5 x 2.3 mm	6070.080.02
1/4" x 100 mm	13.5 x 2.3 mm	6070.100.02
1/4" x 120 mm	13.5 x 2.3 mm	6070.120.02
1/4" x 150 mm	13.5 x 2.3 mm	6070.150.02
1/4" x 200 mm	13.5 x 2.3 mm	6070.200.02
3/8" x 40 mm	17.2 x 2.3 mm	6070.040.03
3/8" x 60 mm	17.2 x 2.3 mm	6070.060.03
3/8" x 80 mm	17.2 x 2.3 mm	6070.080.03
3/8" x 100 mm	17.2 x 2.3 mm	6070.100.03
3/8" x 120 mm	17.2 x 2.3 mm	6070.120.03
3/8" x 150 mm	17.2 x 2.3 mm	6070.150.03
3/8" x 200 mm	17.2 x 2.3 mm	6070.200.03
1/2" x 40 mm	21.3 x 2.6 mm	6070.040.04
1/2" x 60 mm	21.3 x 2.6 mm	6070.060.04
1/2" x 80 mm	21.3 x .6 mm	6070.080.04
1/2" x 100 mm	21.3 x 2.6 mm	6070.100.04
1/2" x 120 mm	21.3 x 2.6 mm	6070.120.04
1/2" x 150 mm	21.3 x 2.6 mm	6070.150.04
1/2" x 200 mm	21.3 x 2.6 mm	6070.200.04
1/2" x 300 mm	21.3 x 2.6 mm	6070.300.04
3/4" x 40 mm	26.9 x 2.6 mm	6070.040.05
3/4" x 60 mm	26.9 x 2.6 mm	6070.060.05
3/4" x 80 mm	26.9 x 2.6 mm	6070.080.05
3/4" x 100 mm	26.9 x 2.6 mm	6070.100.05
3/4" x 120 mm	26.9 x 2.6 mm	6070.120.05
3/4" x 150 mm	26.9 x 2.6 mm	6070.150.05
3/4" x 200 mm	26.9 x 2.6 mm	6070.200.05
3/4" x 300 mm	26.9 x 2.6 mm	6070.300.05
1" x 40 mm	33.7 x 3.2 mm	6070.040.06
1" x 60 mm	33.7 x 3.2 mm	6070.060.06
1" x 80 mm	33.7 x 3.2 mm	6070.080.06
1" x 100 mm	33.7 x 3.2 mm	6070.100.06
1" x 120 mm	33.7 x 3.2 mm	6070.120.06
1" x 150 mm	33.7 x 3.2 mm	6070.150.06
1" x 200 mm	33.7 x 3.2 mm	6070.200.06
1" x 300 mm	33.7 x 3.2 mm	6070.300.06





150	NIPPLE CON DOBLE ROSCA	MAT. 1.4404
Rosca ISO 7/1 (R) X Longitud (L)	Ø Exterior Tubo (D) X Grueso Pared (T)	Código Artículo
1 1/4" x 40 mm	42.4 x 3.2 mm	6070.040.07
1 1/4" x 60 mm	42.4 x 3.2 mm	6070.060.07
1 1/4" x 80 mm	42.4 x 3.2 mm	6070.080.07
1 1/4" x 100 mm	42.4 x 3.2 mm	6070.100.07
1 1/4" x 120 mm	42.4 x 3.2 mm	6070.120.07
1 1/4" x 150 mm	42.4 x 3.2 mm	6070.150.07
1 1/4" x 200 mm	42.4 x 3.2 mm	6070.200.07
1 1/2" x 40 mm	48.3 x 3.2 mm	6070.040.08
1 1/2" x 60 mm	48.3 x 3.2 mm	6070.060.08
1 1/2" x 80 mm	48.3 x 3.2 mm	6070.080.08
1 1/2" x 100 mm	48.3 x 3.2 mm	6070.100.08
1 1/2" x 120 mm	48.3 x 3.2 mm	6070.120.08
1 1/2" x 150 mm	48.3 x 3.2 mm	6070.150.08
1 1/2" x 200 mm	48.3 x 3.2 mm	6070.200.08
2" x 40 mm	60.3 x 3.6 mm	6070.040.09
2" x 60 mm	60.3 x 3.6 mm	6070.060.09
2" x 80 mm	60.3 x 3.6 mm	6070.080.09
2" x 100 mm	60.3 x 3.6 mm	6070.100.09
2" x 120 mm	60.3 x 3.6 mm	6070.120.09
2" x 150 mm	60.3 x 3.6 mm	6070.150.09
2" x 200 mm	60.3 x 3.6 mm	6070.200.09
2 1/2" x 100 mm	76.1 x 3.6 mm	6070.100.10
2 1/2" x 120 mm	76.1 x 3.6 mm	6070.120.10
2 1/2" x 150 mm	76.1 x 3.6 mm	6070.150.10
3" x 120 mm	88.9 x 4.0 mm	6070.120.11
3" x 150 mm	88.9 x 4.0 mm	6070.150.11
3" x 200 mm	88.9 x 4.0 mm	6070.200.11
4" x 100 mm	114.3 x 4.5 mm	6070.100.12
4 x 120 mm	114.3 x 4.5 mm	6070.120.12

149	NIPPLE SOLDAR	MAT. 1.4404
Rosca ISO 7/1 (R) X Longitud (L)	Ø Exterior Tubo (D) X Grueso Pared (T)	Código Artículo
1/8" x 30 mm	10.2 x 2.0 mm	6072.030.01
1/4" x 30 mm	13.5 x 2.3 mm	6072.030.02
3/8" x 30 mm	17.2 x 2.3 mm	6072.030.03
1/2" x 35 mm	21.3 x 2.6 mm	6072.035.04
3/4" x 40 mm	26.9 x 2.6 mm	6072.040.05
1" x 40 mm	33.7 x 3.2 mm	6072.040.06
1 1/4" x 50 mm	42.4 x 3.2 mm	6072.050.07
1 1/2" 50 mm	48.3 x 3.2 mm	6072.050.08
2" x 50 mm	60.3 x 3.6 mm	6072.050.09
2 1/2" x 60 mm	76.1 x 3.6 mm	6072.060.10
3" x 70 mm	88.9 x 4.0 mm	6072.070.11
4 x 80 mm	114.3 x 4.5 mm	6072.080.12

TIPO 609

1/2"-1" GRIFO DE JARDÍN DE ACERO INOXIDABLE

- 1 pieza llave de jardín con paso total
- Con sistema de bloqueo
- Con conexión para manguera
- Conexión rosca macho DIN EN 10226-1 / ISO 7/1
- Medio: Agua caliente y fría
- Temperatura de funcionamiento: -10°C hasta 100°C
- Presión de trabajo máx: PN 16
- **Importante:** disponemos de recambios para el mango de las válvulas



609

LLAVE DE JARDÍN DE ACERO INOXIDABLE

DN	Medida	Código Artículo	Dimensiones [mm]							
			L	E	H	D	A	G	B	kg
15	1/2"	609-012	138	90	103	10.0	1/2"	13.0	3/4"	0.232
20	3/4"	609-034	143	90	115	12.8	3/4"	20.0	1"	0.344
25	1"	609-100	145	90	126	15.0	1"	25.4	1 1/4"	0.507

Nº.	Partes	Cantidad	Material CF8M
1	Conexión de manguera	1	ASTM - A351 - CF8M
2	Tuerca conexión de manguera	1	ASTM - A351 - CF8M
3	Junta	1	NBR
4	Cuerpo	1	ASTM - A351 - CF8M
5	Bola de esfera	2	PTFE
6	Bola	1	AISI 316
7	Recubrimiento maneta	1	PLÁSTICO
8	Maneta	1	AISI 304
9	Tuerca	1	AISI 304
10	Eje	1	AISI 316
11	Junta tórica	2	NBR
12	transición	1	ASTM - A351 - CF8M
13	Arandela de presión	1	PTFE
14	Junta de unión	1	PTFE

